


# U-Hook & Charging Cable

Easee U-Hook cable organizer was made to raise the level of your Easee installation. Designed by Easee's chief designer Steffen Mølgaard, it is available in three different colors and in a premium hand-polished mirror version. Together with our high quality charging cable, it will help you keep your Easee charging station neat and make it even more exclusive.



# Benefits

## U-Hook

- Stylish and elegant cable holder
- Convenient organizer for the charging cable
- Robust and durable, made of stainless steel
- Available in three different colors, with a scratch-resistant powder coating, and in a hand-polished mirror finish
- Easy to install, difficult to steal
- Designed in Norway



---

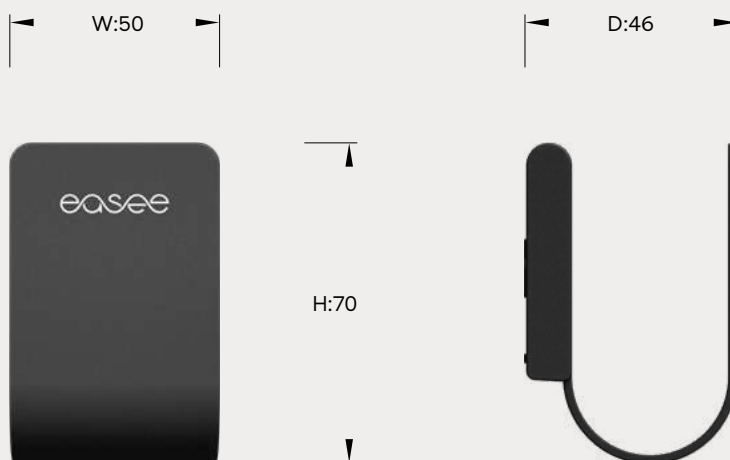
## Charging cable

- Available with type 1 and type 2 connectors
- Silver-plated surface of the power and signal contacts
- Certified in accordance with IATF 16949:2016 and ISO 9001:2015
- Convenient handling, due to its ergonomic handle and rubber grip components
- Tested in accordance with selected tests of automotive standards LV124, LV214, LV215-2
- Consistent longitudinal water tightness prevents water ingress in the cable
- Designed by our partner Phoenix Contact in Germany



# U-Hook

Measurement  
in mm



## Technical


### U-Hook Premium

Dimension (mm): H: 70 x W: 50 x D: 46  
Weight: 135 g  
Material: 316 corrosion-resistant stainless steel  
Finish: Hand-polished mirror finish  
Screws included

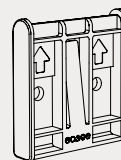
### U-Hook Colours

Dimension (mm): H: 70 x W: 50 x D: 46  
Weight: 135 g  
Material: 304 stainless steel  
Finish: Scratch-resistant powder coating  
Screws included

Easee U-hook  
contains




U-Hook



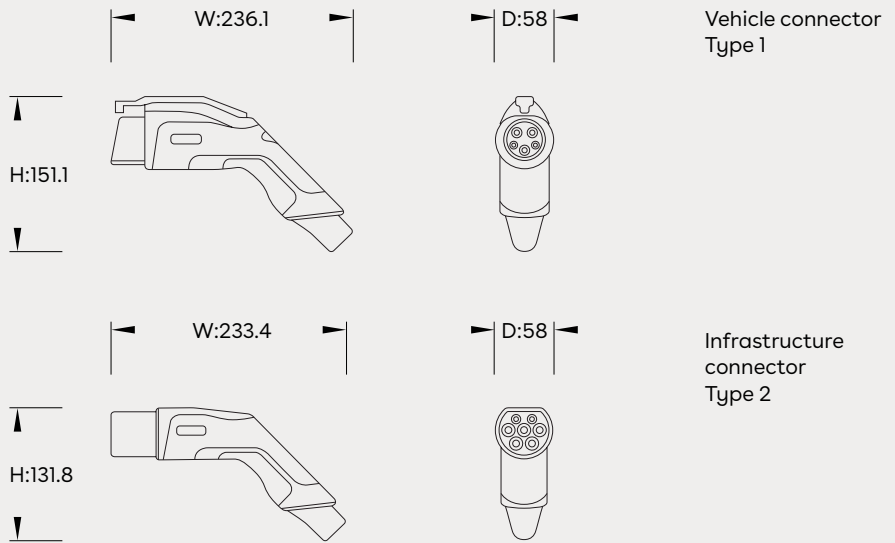
Bracket

## Colours

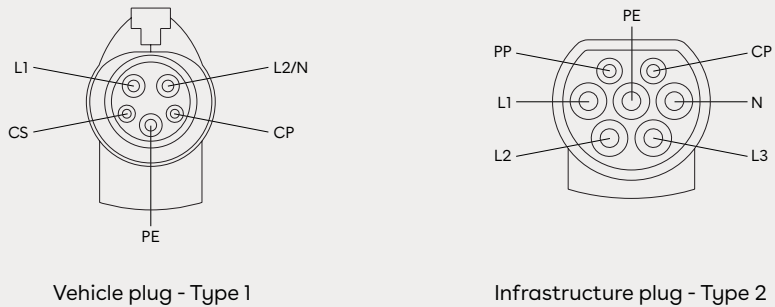


# Charging Cable - Type 1

Measurement  
in mm



Connection  
diagrams



Technical

General

Conductor length (m): 7.5  
 Vehicle charging plug (mm):  
 H: 151.1 x W: 58 x D: 236.1  
 Infrastructure charging plug (mm):  
 H: 131.8 x W: 58 x D: 233.4  
 Operating temperature: - 30 °C to + 50 °C  
 Colour: Black  
 IP degree: IP44 / IP54 (protective cap)  
 Locking option for actuating lever with  
 4 mm U-lock

Cable

Cable structure: 3 x 6.0 mm<sup>2</sup> + 1 x 0.5 mm<sup>2</sup>  
 External cable diameter: 12.8 mm ±0.4 mm  
 Minimum bending radius: 96 mm  
 Wiring class: Class 5  
 Wiring certifications: VDE

Electrical properties

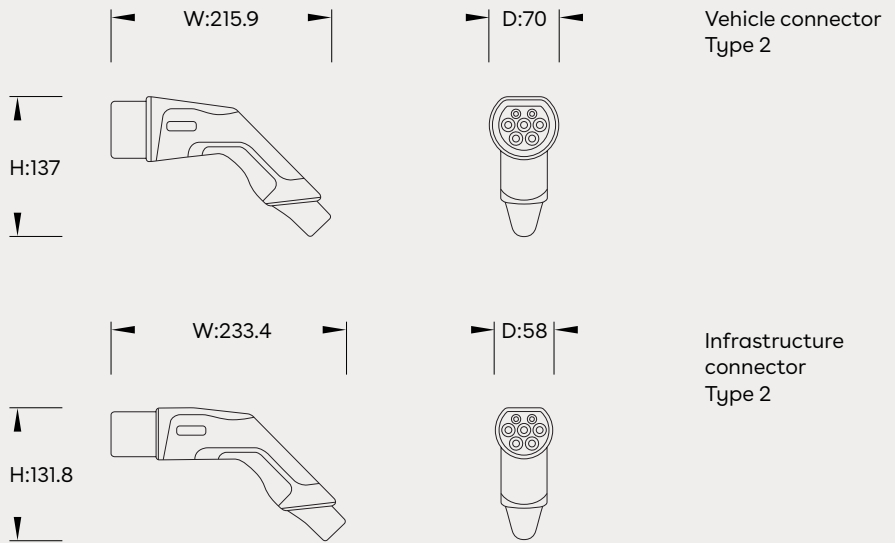
Charging mode: Mode 3, Case B  
 Maximum charging power: 8 kW  
 Number of power contacts: 3 (L1, N, PE)  
 Rated current of power contacts: 32 A  
 Rated voltage for power contacts: 250 V AC  
 Number of signal contacts: 2 (CP, CS)  
 Rated current for signal contacts: 2 A  
 Rated voltage for signal contacts: 30 V AC  
 Type of signal transmission: PWM  
 Resistor coding: 480 Ω (lever actuated) /  
 150 Ω (lever not actuated)

Complies with the following standards

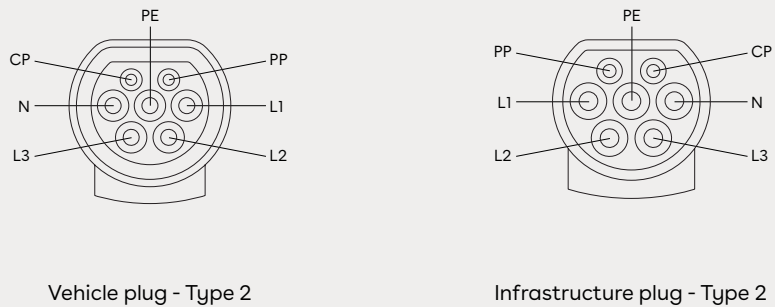
IEC 62196-2  
 SAE J1772  
 prEN 50620 / DIN EN 50620 (wiring)

# Charging Cable - Type 2

## Measurement in mm



## Connection diagrams



## Technical

### General

Conductor length (m): 7.5  
 Vehicle charging plug (mm):  
 H: 137 x W: 70 x D: 215.9  
 Infrastructure charging plug (mm):  
 H: 131.8 x W: 58 x D: 233.4  
 Operating temperature: - 30 °C to + 50 °C  
 Colour: Black  
 IP degree: IP44 / IP54 (protective cap)

### Cable

Cable structure: 5 x 6.0 mm<sup>2</sup> + 1 x 0.5 mm<sup>2</sup>  
 External cable diameter: 17 mm ±0.4 mm  
 Minimum bending radius: 127.5 mm  
 Wiring class: Class 5  
 Wiring certifications: VDE

### Electrical properties

Charging mode: Mode 3, Case B  
 Maximum charging power: 26.6 kW  
 Number of power contacts: 5 (L1, L2, L3, N, PE)  
 Rated current of power contacts: 32 A  
 Rated voltage for power contacts: 480 V AC  
 Number of signal contacts: 2 (CP, PP)  
 Rated current for signal contacts: 2 A  
 Rated voltage for signal contacts: 30 V AC  
 Type of signal transmission: PWM  
 Resistor coding: 220 Ω (between PE and PP)

### Complies with the following standards

IEC 62196-2  
 prEN 50620 / DIN EN 50620 (wiring)

THIS DOCUMENT CONTAINS INFORMATION THAT IS SUBJECT TO CHANGE WITHOUT NOTICE.

The latest version of this publication can be downloaded at <http://easee.support>

No part of this publication may be reproduced or transmitted in any form or by any means, electronic or mechanical, including, but not limited to, copying, recording, retrieving data, or computer networks without the written permission of Easee AS.

Easee and all other Easee product names and slogans are trademarks or registered trademarks of Easee AS. Easee products can be protected by one or more patents.

All other products and services mentioned may be trademarks or service marks of their respective owners.

Illustrations of the product and user interface are exemplary and may differ from the actual appearance.

October 2020 - Version 1.01  
© 2018 by Easee AS. All rights reserved.



Easee AS  
Professor Olav Hanssens vei 7A,  
N-4021 Stavanger  
Org.nr: 920 292 046

Easee is distributed and maintained by a network of qualified partners and resellers. Find more information and your local partner at:

[www.easee-international.com](http://www.easee-international.com)